

# Public Higher Education

FY 2022 Budget and Capital Budget  
Staff Presentation  
May 5, 2021

# Public Higher Education

- \$1,207.5 million operating budget
  - 11.0% of state budget
  - 5.9% of general revenue budget
- 4,386.3 FTE positions
  - 29.1% of state total
- \$1,108.6 million capital budget
  - Majority of state's physical property

# Board of Education

- 2014 Assembly restructured the Board of Education
  - 17 members
    - Members also serve on one of two councils
- Councils have most of the statutory authority & responsibility previously held by Board of Education
- Eight members on each council appointed by the Governor

# Board of Trustees - URI

- Created by 2019 Assembly
  - Effective February 2020
  - 17 member board
  - Transferred a variety of functions from OPC to the new Board
  - Removed University from authority of Commissioner of Postsecondary Education
  - Preserves all of Assembly authority

# COVID-19 Relief : Higher Ed

- \$350.1 million from 3 different acts
  - Includes funding for public and private institutions

Higher Education COVID -19 Relief to RI			
	Public	Private	Total
CARES Act	29.5*	37.2	\$66.9
Consolidated Appropriations Act	51.5	50.1	103.0
American Rescue Plan Act	91.9	?	180.2
<b>Total</b>	<b>\$172.9</b>	<b>\$87.3</b>	<b>\$350.1</b>

\$ in millions; \* included in FY 2020 final budget; American Rescue Plan figures are projected awards – no final award allocations have been announced

# COVID-19 Relief FY 2020

- Higher Education Relief Fund – CARES Act
  - 90% based on Pell Grant enrollments
    - Half for emergency financial aid to students
    - Rest to defray lost revenue & technology costs for distance learning
  - 7.5% to minority serving institutions
    - To defray expenses or provide grants to students
  - 2.5% allocated by Secretary of Education to institutions “with greatest need”

# COVID-19 Relief FY 2020

- Distributions by Rhode Island institution
  - Public schools get \$29.5 million
  - 12 private institutions get remainder

## Relief Funds for Rhode Island Institutions

Institution	Student Aid	Institutional Aid	MSI Aid	Total
URI	\$5.6	\$5.6	\$ -	\$11.2
RIC	3.7	3.7	0.4	7.8
CCRI	5.0	5.0	0.5	10.5
Privates	18.0	18.0	0.8	36.8
<b>Total</b>	<b>\$32.4</b>	<b>\$32.4</b>	<b>\$1.7</b>	<b>\$66.4</b>

\$ in millions

# COVID-19 Relief FY 2021

- FY 2021 enacted budget includes \$23.0 million from Coronavirus Relief funds
  - \$14.0 million for URI
    - Partially offset by \$7.0 million less from general revenues
  - \$4.0 million for RIC
  - \$5.0 million for CCRI
- Governor's revised recommendation shows the \$23.0 million in DOA's budget



# COVID – 19 Relief

	<b>FY 2021 Revised</b>	<b>FY 2022</b>	<b>2-Year Total</b>
Governor's Emergency Education Relief (GEER)	\$0.8	\$8.3	\$9.1
CRF – Back to Work RI	8.9	-	8.9
CRF – OPC Staffing	0.1	-	0.1
CRF – Institution Support*	23.0	-	23.0
<b>Total</b>	<b>\$32.8</b>	<b>\$8.3</b>	<b>\$41.1</b>

\$ in millions; \*in the Department of Administration's budget

# COVID - 19 Relief

- Governor's Fund flexible funding
  - In January, Governor Raimondo submitted her use plan for CARES and new funding

Governor's Initiatives	Total	Budget
Increase student access to mental health	\$0.9	BHDDH
Expand prekindergarten	2.5	RIDE
Expand access to CCRI similar to Promise	5.3	CCRI
Office of Postsecondary Commissioner	3.9	OPC
Private Schools*	7.1	
<b>Total</b>	<b>\$19.7</b>	

\$ in millions, \*only item not in Governor's budget

# COVID – 19 Relief

- Back to Work RI
  - Governor Raimondo announced program on July 28, 2020
  - Administered by Governor's Workforce Board
  - Partners with businesses
    - Connects individuals with job opportunities and provides training
    - Funding in OPC's budget is for component at Westerly Higher Education Center

FY 2021 Budget	
DLT	\$35.3
OPC	8.9
<b>Total</b>	<b>\$44.2</b>

\$ in millions;  
\$29.3 million  
spent to date

# COVID – 19 Relief

- Opportunities

- Consolidated Appropriation Act

- RI will receive \$101.6 million
  - Public institutions will receive \$51.5 million
    - \$14.3 million must be used for student aid
  - Private institutions will receive \$50.1 million
- Not included in Governor's budget pending guidance on use of funds

- American Rescue Plan Act

- RI estimated to receive \$180.2 million
  - No official distribution yet but at least 1/2 must be for student aid

# COVID - 19 Relief

- Consolidated Appropriations Act
  - Mostly distributed same way as CARES Act
  - Requirements to states to maintain spending (MOE) are different
    - Now based on proportion of state spending on education compared to all state spending instead of maintaining specific dollar amounts
      - Complicated to operationalize
  - Funding available into FY 2023

# COVID-19 Relief

MOE	K-12		Higher Ed	
	Spending	% State Spending	Spending	% State Spending
<i>State Support</i>				
FY 2017	\$1,093.1	29.77%	\$172.1	4.69%
FY 2018	\$1,141.2	30.04%	\$178.6	4.70%
FY 2019	\$1,166.6	29.73%	\$185.5	4.73%
<b>Average</b>	<b>\$1,133.7</b>	<b>29.85%</b>	<b>\$178.7</b>	<b>4.70%</b>
FY 2021 Rev.	\$1,260.9	32.48%	\$189.4	4.88%
Chg. to Avg.	<b>\$127.3</b>	<b>2.64%</b>	<b>\$10.7</b>	<b>.17%</b>
FY 2022 Gov.	\$1,304.7	29.85%	\$197.1	4.51%
Chg. to Avg.	<b>\$171.0</b>	<b>0.00%</b>	<b>\$18.3</b>	<b>(.20%)</b>

\$ in millions

# FY 2022

<b>Funding Source</b>	<b>Request</b>	<b>Governor</b>	<b>Gov. Chg. to Request</b>	<b>Gov. Chg. to Enacted</b>
General Revenues	\$254.2	\$244.1	\$(10.1)	\$6.1
Tuition & Fees	476.9	484.8	7.9	(15.6)
Other Unrestricted	27.6	30.0	2.5	2.7
RICAP	39.4	31.3	(8.1)	15.1
Other Restricted	436.2	444.6	8.4	(48.3)
<b>Total</b>	<b>\$1,234.3</b>	<b>\$1,234.9</b>	<b>\$0.6</b>	<b>\$(39.9)</b>

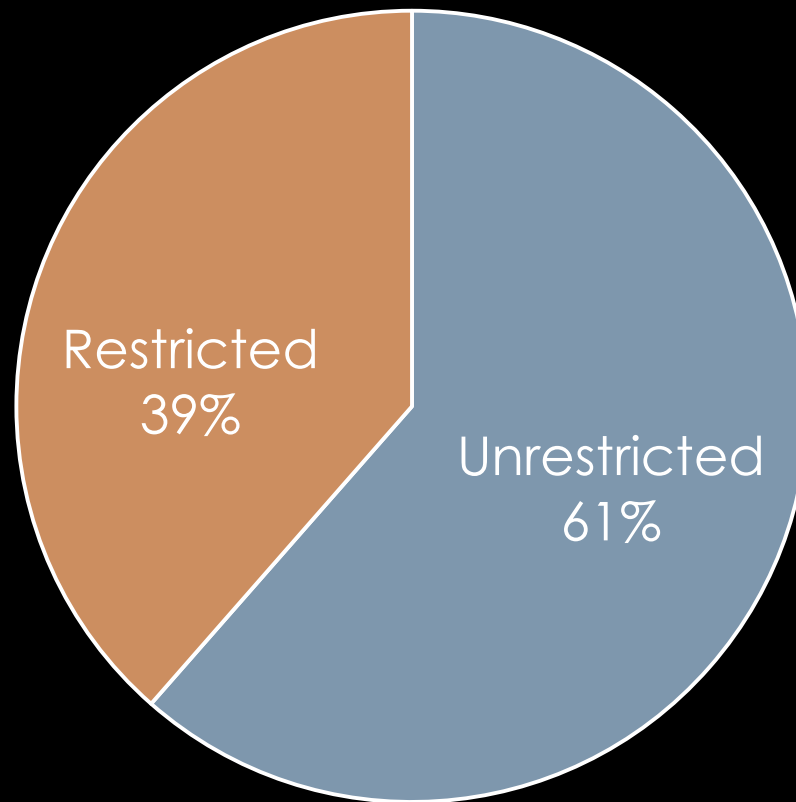
\$ in millions

# FY 2022 General Revenues

- Governor \$6.1 million more than enacted
  - \$0.4 million more for Promise
  - \$0.1 million more for OPC
  - \$1.6 million less for debt service
  - Excluding debt service
    - \$7.0 million for URI
      - Restores reduction in enacted budget
    - \$35,770 more for RIC
    - \$0.2 million more for CCRI
- \$10.1 million less than requested



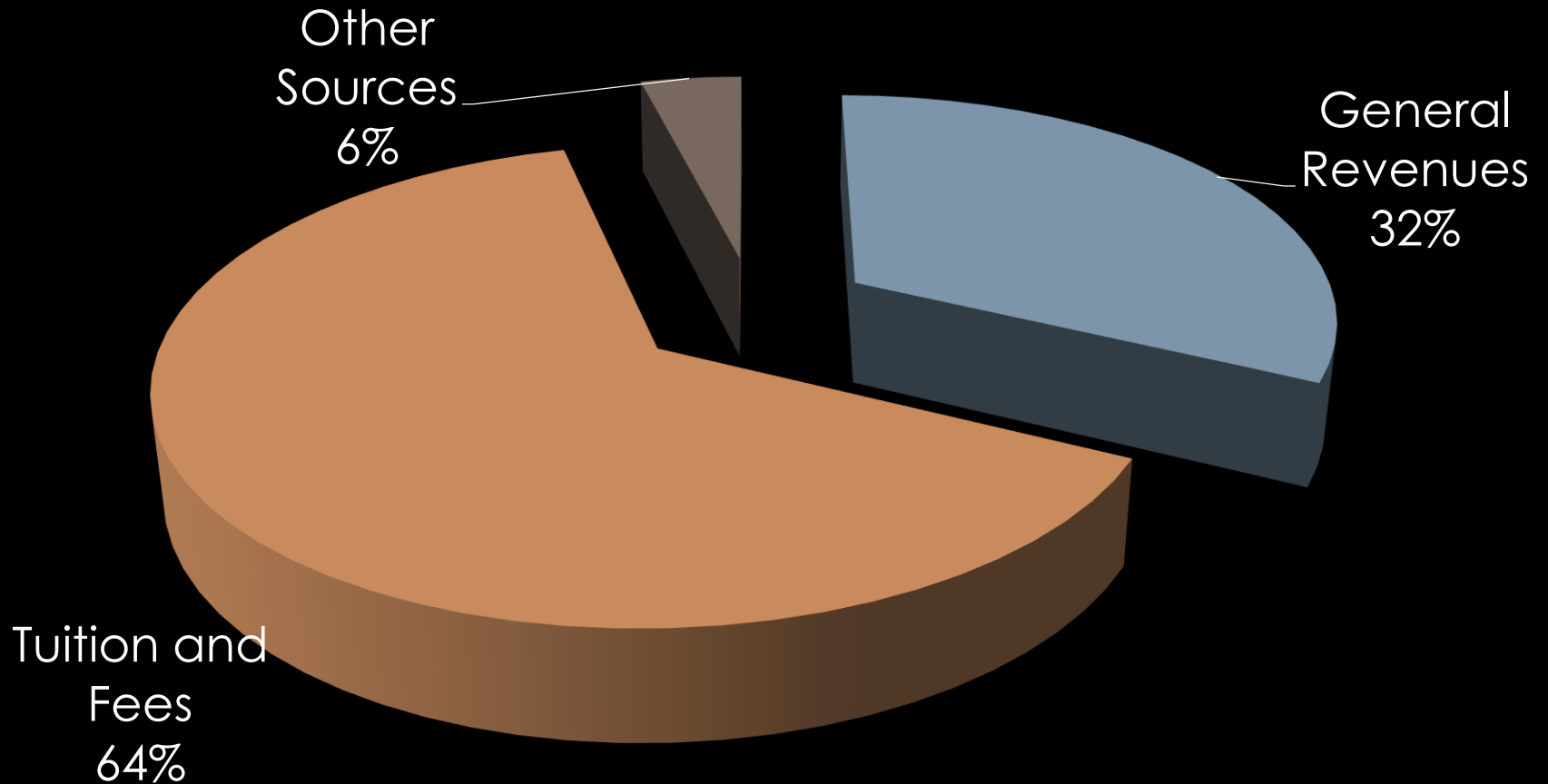
# Unrestricted and Restricted Sources



# Unrestricted Budget

- Funds used for any legitimate purpose: education & general operations
  - State general revenues
  - Tuition & general fees
  - Auxiliary indirect costs
  - Similar to *general revenue* budget of other agencies

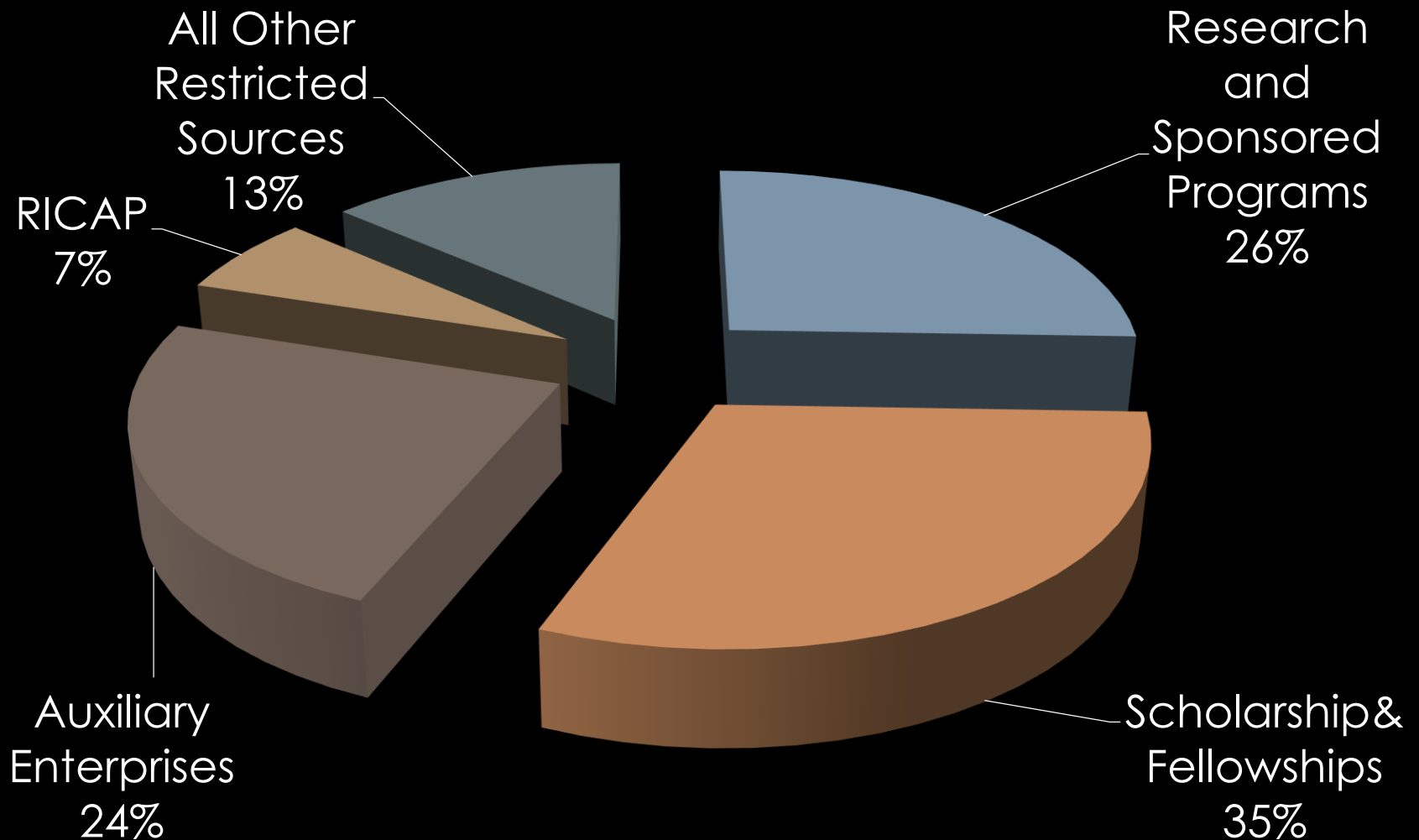
# Unrestricted Sources



# Restricted Budget

- Funds generally considered restricted receipt or enterprise funds
  - Residence hall & dining funds
  - Other fund sources are limited to use for certain purposes
  - Federal funds & RICAP considered restricted

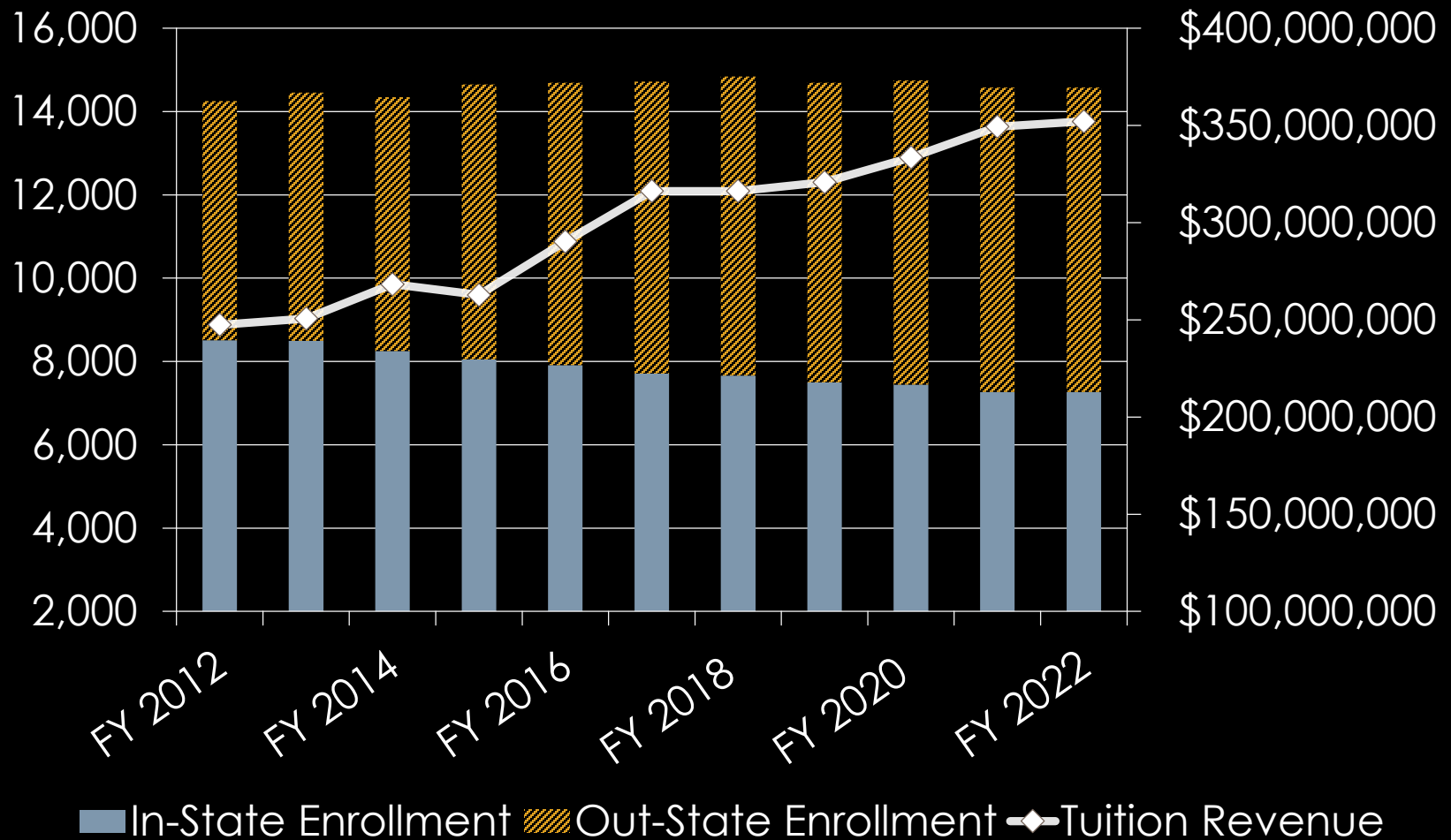
# Restricted Sources



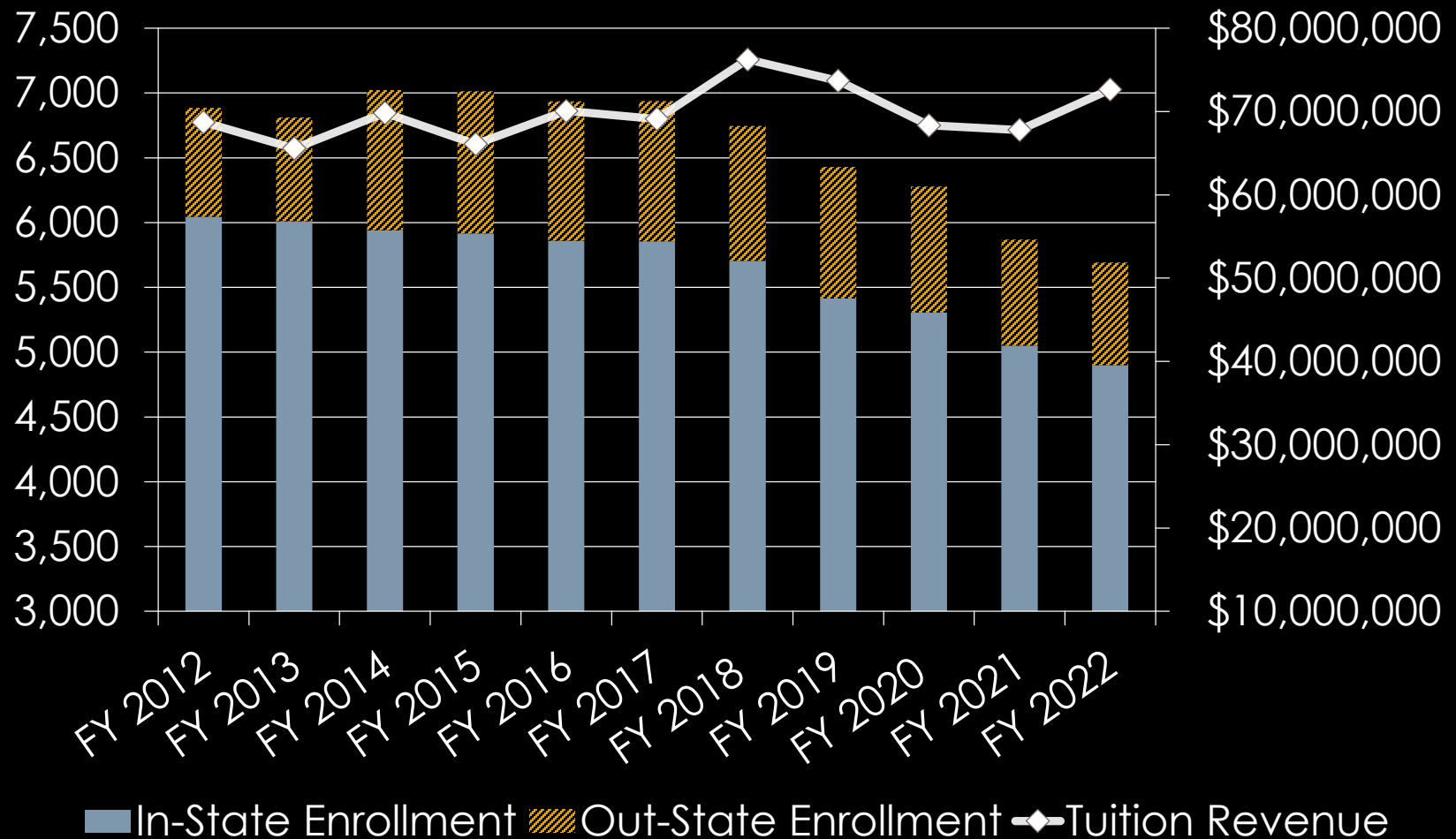
# Enrollment

	URI	RIC	CCRI	Total
FY 2021 Enacted	14,747	6,209	9,135	30,091
FY 2021 Revised	14,573	5,869	8,592	29,034
Change	(174)	(340)	(543)	(1,057)
% Change	-1.2%	-5.5%	-5.9%	-3.5%
FY 2022 Estimate	14,573	5,693	8,592	28,858
Chg. to FY 2021 Rev.	-	(176)	-	(176)
% Chg to FY 2021 Rev.	-	-3.0%	-	-0.6%

# URI Enrollment/Tuition Revenue

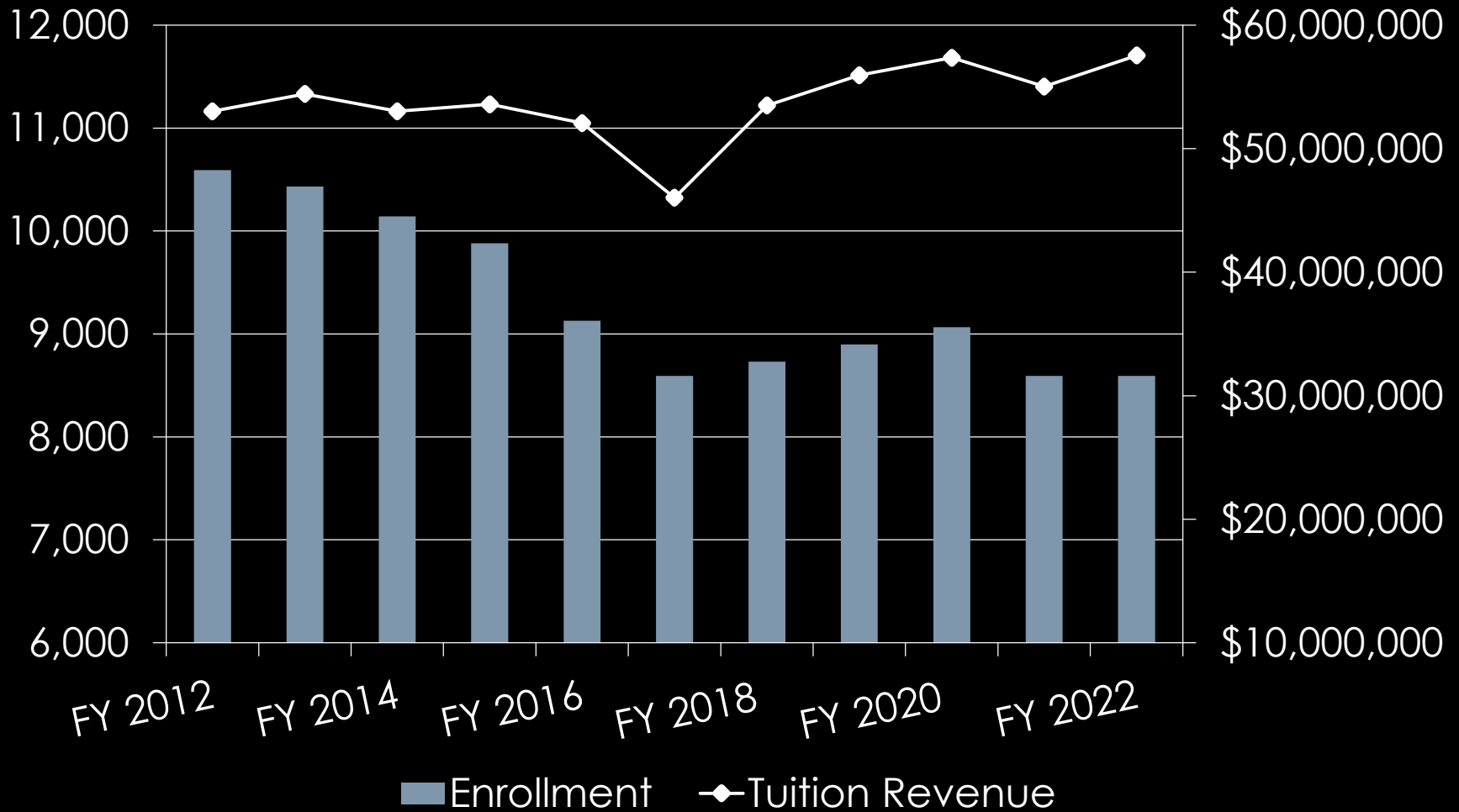


# RIC Enrollment/Tuition Revenue





# CCRI Enrollment/Tuition Revenue



# Approved Tuition & Fees

- RIC & CCRI waived some fees for FY 2021
  - Pandemic resulted in some services not being provided to students because of remote learning environment
    - CCRI waived \$54
      - \$30 campus service
      - \$24 transportation fees
    - RIC made \$157 in reductions to several fees
      - Athletics, fine arts, dining, student union fees

# Approved Tuition & Fees

- FY 2022 approved rates
  - Council approved at December 2020 meeting
    - 5.9% increase at College
    - 3.6% increase at Community College
  - Board of Trustees approved URI rates at October 2020 meeting
    - 2.5% for in & out-of-state
    - No mandatory fee changes

# Board Approved Tuition & Fees

URI	FY 2021	FY 2022	Chg. to FY 2021	
Resident				
Tuition	\$12,922	\$13,250	\$328	2.5%
Fees	2,082	2,082	-	-
Total	\$15,004	\$15,332	\$328	2.2%
Nonresident				
Tuition	\$30,496	\$31,272	\$776	2.5%
Fees	2,082	2,082	-	-
Total	\$32,578	\$33,354	\$776	2.4%
Avg. Room/Board	\$13,002	\$13,268	\$266	2.0%
Enrollment				
In-State	7,471	7,267	(204)	-2.7%
Out-of-State	7,276	7,306	30	0.4%
Total	14,747	14,573	(174)	-1.2%

# Council Approved Tuition & Fees

RIC	FY 2021	FY 2022	Chg. to FY 2021	
Resident				
Tuition	\$8,835	\$9,277	\$442	5.0%
Fees*	1,268	1,425	157	12.4%
Total	\$10,103	\$10,702	\$599	5.9%
Nonresident				
Tuition	\$23,310	\$24,475	\$1,165	5.0%
Fees*	1,268	1,425	157	12.4%
Total	\$24,578	\$25,900	\$1,322	5.4%
Avg. Room/Board	\$12,596	\$13,161	\$565	4.5%
Enrollment				
In-State	5,052	4,900	(152)	-3.0%
Out-of-State	817	793	(24)	-2.9%
Total	5,869	5,693	(176)	-3.0%

\*rates originally approved for FY 2021 were \$1,360

# Council Approved Tuition & Fees

CCRI	FY 2021	FY 2022	Chg. to FY 2021	
Resident				
Tuition	\$4,414	\$4,524	\$110	2.5%
Fees*	392	456	64	16.3%
Total	\$4,806	\$4,980	\$174	3.6%
Nonresident				
Tuition	\$12,492	\$12,804	\$312	2.5%
Fees*	392	456	64	16.3%
Total	\$12,884	\$13,260	\$376	2.9%
Enrollment	8,592	8,592	-	0.0%

\*rates originally approved for FY 2021 were \$446

# Office of Postsecondary Commissioner

	FY 2021 Enacted	FY 2022 Request	FY 2022 Governor	Gov. Chg. To Request
General Revenue	\$16.8	\$15.7	\$17.3	\$1.6
Federal Funds	8.4	8.1	11.2	3.1
Restricted Receipts	2.3	3.4	3.5	0.1
Other Funds	13.4	13.3	12.4	(0.9)
<b>Total</b>	<b>\$40.8</b>	<b>\$40.5</b>	<b>\$44.4</b>	<b>\$3.9</b>
FTE Authorization	30.0	32.0	32.0	-
Third Party Limited	1.0	1.0	1.0	-
<b>Total</b>	<b>31.0</b>	<b>33.0</b>	<b>33.0</b>	<b>-</b>

\$ in millions

# OPC Changes

- Staffing
  - 2.0 new positions for Northern RI Education Center
    - Slated to open in July 2021
- Promise Scholarship Program - \$7.2 million
  - \$0.3 million more than enacted
    - Reflects similar enrollment as FY 2021
    - Accounts for tuition increase at CCRI



# RI Promise – Current Program

- 2017 Assembly authorized Promise at CCRI
  - 2 years of free tuition & mandatory fees at CCRI for qualifying Rhode Island students
  - “Last dollar scholarship” model
    - After a student exhausts all other aid sources the program covers remainder of tuition bill
    - Other non-mandatory fees not covered
  - Recipients are required to
    - Maintain a 2.5 grade point average
    - Commit to remaining in RI after graduation
    - Remain on track to graduate

# RI Promise – Current Program

- Exceptions to eligibility criteria for
  - Approved medical/personal leave of absence
    - Includes students on deferral/deferment
  - Member of National Guard or reserve unit of a U.S. military branch
  - Leaves of absence may be for up to one year
  - Students w/ disabilities remain eligible taking less than 12 credits per semester for 2 years
    - CCRI updating policy to be based on # of credits not years

# RI Promise – Current Program

- 4 cohorts of students starting in fall 2017
- Last cohort was originally those entering in fall 2020
- Extended to an additional cohort by 2020 Assembly

<b>Fiscal Year</b>	<b>General Revenues</b>	<b>% Change</b>
2018	\$3.0	NA
2019	\$5.6	85.5%
2020	\$6.8	22.4%
2021	\$7.2	5.9%
2022 Rec	\$7.7	6.2%

\$ in millions

# Article 1 Section 15 - RI Promise

- Section 15 removes sunset to make program permanent
- Program currently includes 5 cohorts with last cohort entering in the fall of 2021
  - Governor Raimondo proposed removing sunset as part of her FY 2021 budget
  - 2020 Assembly extended sunset one year
- 2021 – H 5224 identical to Section 15
  - Sub A voted out of Finance on April 29

# Dual Enrollment Program

- Allows qualified high schoolers to earn college credit at no cost
  - Students can take courses in two ways
    - Concurrent enrollment - courses taken at student's high school for college credit
    - Dual enrollment - courses taken at postsecondary institution's campus
- \$2.3 million for FY 2022
  - From tuition savings fees

# Last Dollar Scholarship

- Helps students already receiving financial aid with additional costs
  - FY 2020 funding
    - \$2.6 million to URI
    - \$2.2 million to RIC
    - \$3.3 million to CCRI
  - Lesser of 20% or \$1.5 million to non-profit private higher education institutions
- \$9.6 million enacted for FY 2021
  - Governor recommends same for FY 2022

# Last Dollar Scholarship

FY 2020	URI	RIC	CCRI
Eligibility Criteria	*EFC≤\$12,000, enrolled full or part-time	Pell-eligible, full- time enrolled, complete first year of study, 2.74 cumulative GPA	Pell-eligible, *EFC≤\$5,198, minimum 6 credit enrollment, minimum 2.0 cumulative GPA
Number of Award Recipients	2,983	497	3,338
Average Award per Student	\$840	\$4,599	\$991

\*Expected family contribution—measure used to determine need-based financial aid eligibility

# New England Board of Higher Education Compact

- Established in 1957
- Enables students to receive reduced tuition with participating states
  - 1,053 Rhode Islanders participated FY 2020
- Budget includes \$147,000 from general revenues for FY 2022
  - Consistent with enacted budget
    - Paid through RIHEAA's budget until FY 2016
    - Paid by OPC with guaranty agency reserves until FY 2018 when loan portfolio was sold



# Reserve Funds/CollegeBound Cash Flow – Gov. Budget

	FY 2020	FY 2021	FY 2022	FY 2023
Opening Surplus	\$21.5	\$15.3	\$8.5	\$1.7
CollegeBoundfund Fees	5.7	5.5	5.5	5.5
<b>Total Revenue</b>	<b>\$27.0</b>	<b>\$20.8</b>	<b>\$14.0</b>	<b>\$7.2</b>
Guaranty/OPC Admin	\$0.3	\$0.4	\$0.4	\$0.4
Last Dollar Scholarship	9.6	9.6	9.6	9.6
Dual Enrollment	1.9	2.3	2.3	2.3
<b>Total Expenses</b>	<b>\$11.7</b>	<b>\$12.3</b>	<b>\$12.3</b>	<b>\$12.3</b>
<b>Closing Balance</b>	<b>\$15.3</b>	<b>\$8.5</b>	<b>\$1.7</b>	<b>\$(5.1)</b>

\$ in millions

# Division of Higher Education Assistance

- FY 2016 budget dissolved HEAA
  - Replaced by new Division in OPC's budget
- Guaranty agency operations transferred to a successor agency at end of FY 2018
  - New revenues ended with portfolio transfer
  - Currently 4 FTE partially supported by guaranty agency reserves
  - 2018 Assembly restricted general operating support to \$0.4 million
    - Preserve balance for assistance programs
    - Issue for FY 2023

# Office of Postsecondary Commissioner

- Article 1 identifies appropriations to community organizations
  - \$355,000 to Rhode Island College Crusade
    - Pursuant to RIGL 16-70-5
  - \$75,000 to Best Buddies Rhode Island
    - Support programs for children with developmental & intellectual disabilities
- Consistent with enacted budget

# Nursing Education Center

	OPC	URI	RIC	Total
Operating Costs	\$ -	\$1.3	\$1.3	\$2.6
Lease	4.2	-	-	4.2
Debt Service	1.2	-	-	1.2
<b>Total</b>	<b>\$5.4</b>	<b>\$1.3</b>	<b>\$1.3</b>	<b>\$7.9</b>

\$ in millions

- 120,000 square foot building for URI & RIC nursing programs in downtown Providence
- Opened for classes in fall of 2017
- Supported by 10.0 FTE

# Higher Education Centers

- Westerly Higher Education Center
  - \$2.6 million from restricted receipts for operations of center and 8.0 FTE
    - Center is supported by program fees
    - \$0.6 million more than enacted
- Northern RI Education Center
  - 2020 Assembly authorized lease in Woonsocket
    - Expected to open during fall 2021
  - \$0.9 million & 2.0 new FTE
  - \$4.0 million from RICAP over FY 2021 & FY 2022
    - Law limits state funds to 50% of total project costs

# University of Rhode Island

	FY 2021 Enacted	FY 2022 Request	FY 2022 Governor	Gov. Chg. to Request
General Revenue	\$109.5	\$118.1	\$114.9	\$(3.2)*
Tuition and Fees	349.3	352.1	352.1	-
Other Unrestricted	18.3	17.1	19.6	2.5
Restricted	384.6	357.6	349.3	(8.3)
<b>Total</b>	<b>\$861.7</b>	<b>\$844.9</b>	<b>\$836.0</b>	<b>\$(9.0)</b>
FTE Authorization	2,197.2	2,197.2	2,197.2	-
Third Party Limited	357.8	357.8	357.8	-
<b>Total</b>	<b>2,555.0</b>	<b>2,555.0</b>	<b>2,555.0</b>	<b>-</b>
\$ in millions; *Governor's budget assumes availability of \$2.5 million beyond current projections				

# University of Rhode Island

- Salaries and benefits
  - \$259.5 million
    - \$8.2 million more than FY 2021
    - Current service adjustments consistent w/ settled contracts
- Graduate teaching expansion
  - \$475,000 for 10 new teaching assistants
  - Plan to add 50 assistants over 5 years
    - FY 2022 is year 4

# URI Unrestricted Debt Service

	<b>GO</b>	<b>RIHEBC</b>	<b>ESCO</b>	<b>Total</b>
FY 2018	\$22.8	\$3.0	\$1.8	\$27.6
FY 2019	\$29.0	\$3.8	\$2.0	\$34.8
FY 2020	\$33.6	\$4.6	\$2.9	\$41.0
FY 2021 Rev.	\$31.4	\$4.9	\$3.3	\$39.6
FY 2022 Gov.	\$29.8	\$4.8	\$2.0	\$36.7

\$ in millions

- GO debt paid solely from general revenues
- RIHEBC debt - general revenues, tuition & fees
- ESCO Agreements
  - Energy savings used to pay back capital investment
    - General revenues, tuition, fees



# University of Rhode Island

- Student aid – \$127.6 million
  - 2.7% more than FY 2021
    - 9.6% more than FY 2020
  - Estimated as 25.2% of tuition & fee revenue
- Crime Lab - \$1.3 million, 10.0 FTE
  - \$8,895 more than FY 2021
- Insurance - \$2.9 million
  - \$0.6 million or 25.4% more than FY 2021
  - Large settlements over past 5 years resulted in premium increases

# University of Rhode Island

- Appropriations to community organizations identified in Article 1
  - \$350,000 to the Small Business Development Center
    - In order to leverage federal funding & support economic development
  - \$50,000 to Special Olympics Rhode Island
    - Provide athletic opportunities for individuals with intellectual & developmental disabilities
- Consistent with enacted budget

# URI Restricted Budget

## Year End Status of Self-Supporting Entities

<b>+ Surplus/ - Reserve Use</b>	<b>FY 2019</b>	<b>FY 2020</b>
Bookstore	-	-
Dining Services	+	-
Health Services	+	+
Housing & Residential Life	+	-
Memorial Union	+	+
Parking Services	-	+
Ryan Center & Boss Arena	+	+
W. Alton Jones	+	-

# Article 4 - Debt Management Act Joint Resolution

Debt Type/Project	Current Authority	Article 4	Change
<b>Revenue Bonds</b>			
<i>URI Memorial Union</i>	\$51.5	\$57.6	\$6.1
<i>URI Health &amp; Counseling Ctr.</i>	26.9	29.0	2.1
<b>Subtotal</b>	<b>\$78.4</b>	<b>\$86.6</b>	<b>\$8.2</b>
<b>Certificates of Participation</b>			
Eleanor Slater - Regan Revised	\$22.0	\$10.7	\$(11.3)
Eleanor Slater - Zambarano	-	64.9	64.9
Child Welfare IT System	-	17.0	17.0
<b>Subtotal</b>	<b>\$22.0</b>	<b>\$92.6</b>	<b>\$70.6</b>
<b>Total</b>	<b>\$100.4</b>	<b>\$179.2</b>	<b>\$78.8</b>

\$ in millions

# Article 4, Section 2

- URI Memorial Union Renovation
  - 2019 Assembly authorized borrowing \$51.5 million from revenue bonds
    - Part of a new \$62.5 million project
    - Renovate and expand the student union
      - Bring up to current code
      - Enhance event and collaborative spaces
  - Approved at the same time as new health center project
    - Plan was to proceed on both at the same time

# Article 4, Section 2

- Article 4 increases authorization by \$6.1 million to \$57.6 million
  - Debt service increase would be \$0.4 million annually; \$13.5 million over 30 years
    - Supported by student fees & retail lease payments
  - 29 month delay reflected in 9.8% cost escalation

	<b>Student Fee</b>	<b>Chg. to Prior Year</b>
FY 2020	\$350	\$12
FY 2021	\$360	\$10
FY 2022	\$360	\$ -

# Article 4, Section 3

- URI Combined Health & Counseling Center
  - 2019 authorized borrowing \$26.9 million
    - Part of a \$32.9 million project
      - Included \$6.0 million from auxiliary balances
    - Construct new 49,000 sq. ft. centralized location for physical, mental, & emotional health
  - Approved at the same time as Memorial Union project
    - Plan was to proceed on both at the same time

# Article 4, Section 3

- Article 4 increases authorization by \$2.1 million to \$29.0 million
  - Debt service increase would be \$0.2 million annually; \$4.7 million in total
    - Supported by student fees
  - 19 month delay reflected in 6.0% cost escalation

	<b>Student Fee</b>	<b>Chg. To Prior Year</b>
FY 2020	\$542	\$18
FY 2021	\$608	\$33
FY 2022	\$608	\$ -



# Rhode Island College

	FY 2021 Enacted	FY 2022 Request	FY 2022 Governor	Gov. Chg. to Request
General Revenue	\$57.9	\$64.5	\$58.2	\$(6.2)
Tuition and Fees	89.0	66.7	72.6	5.9*
Other Unrestricted	3.8	5.5	5.5	-
Restricted	52.2	47.6	49.9	(0.3)
<b>Total</b>	<b>\$202.9</b>	<b>\$184.3</b>	<b>\$185.3</b>	<b>\$1.0</b>
FTE Authorized	873.2	873.2	873.2	-
Third Party Only	76.0	76.0	76.0	-
<b>Total</b>	<b>949.2</b>	<b>949.2</b>	<b>949.2</b>	<b>-</b>

\$ in millions; \*Excluding debt service, general revenues are \$5.9 million less than requested; Governor's budget assumes availability of \$5.9 million in revenues beyond current projections

# RIC - Unrestricted Budget

Identified Budget Priorities	Amount
Early Retirement Program	\$1.8
Recruitment & Retention	2.3
Collective Bargaining Agreement	6.5
Reversing Personnel Reductions	2.4
<b>Total</b>	<b>\$13.0</b>
Governor's budget chg to request	\$(5.9)

\$ in millions

- Governor recommends \$5.9 million less than requested from general revenues
  - RIC would have to either reduce expenses or generate more revenue than current projections

# Rhode Island College

- Early Retirement Program - \$1.8 million
  - Allow people to retire early to help manage workforce needs & save money by hiring people at lower salaries than incumbents
  - In FY 2017, RIC had similar program
    - One-time payment of 50% of salary
      - \$20,000 minimum payout
    - 19 faculty and staff participated
      - \$250,000 in savings achieved

# Rhode Island College

- Recruitment & Retention - \$2.3 million
  - Expand online programming
  - IT support
  - Updated platforms & software
  - Offer flexible & accessible programs to adults
    - Night and weekend offerings

10 staff within FTE authorization	\$1.2
IT infrastructure	0.5
Program marketing	0.3
Professional development & operations	0.2
<b>Total</b>	<b>\$2.3</b>

\$ in millions

# Rhode Island College

- Other salaries and benefits - \$94.4 million
  - \$2.6 million more than revised allocation
    - Adjustments consistent w/ settled contracts
      - 3<sup>rd</sup> year of contract is \$6.5 million
        - \$4.1 million for COLA for unions
        - \$1.7 million for COLA for non-union employees
- Student aid - \$10.1 million
  - \$0.4 million or 4% more than FY 2021
- Debt service - \$7.6 million
  - Includes \$6.0 million from general revenues on general obligation bonds

# RIC Restricted Budget

## Year End Status of Self-Supporting Entities

<b>+ Surplus/ - Reserve Use</b>	<b>FY 2019</b>	<b>FY 2020</b>
Residence Halls	-	+
Donovan Dining	-	-
Student Union	-	-

- Shortfalls projected in FY 2021 and FY 2022
  - Problem over past few years
- RIC used federal stimulus funding for spring 2020 dorm refunds

	FY 2021 Enacted	FY 2022 Request	FY 2022 Governor	Gov. Chg. to Request
General Revenue	\$53.7	\$55.9	\$53.5	\$(2.4)*
Tuition and Fees	58.9	55.5	57.5	2.0
Other Unrestricted	5.2	4.9	4.9	-
Restricted	51.5	48.1	53.2	5.0
<b>Total</b>	<b>\$169.4</b>	<b>\$164.5</b>	<b>\$169.2</b>	<b>\$4.7</b>
FTE Authorized	760.1	760.1	760.1	-
Third Party Only	89.0	89.0	89.0	-
<b>Total</b>	<b>849.1</b>	<b>849.1</b>	<b>849.1</b>	<b>-</b>

\$ in millions; \*Excluding debt service, general revenues are \$2.0 million less than requested; Governor's budget assumes availability of \$2.0 million in revenues beyond current projections

# CCRI

- Salaries & benefits - \$92.4 million
  - \$1.7 million more than FY 2021
    - Current service adjustments & salary increases consistent with settled contract negotiations
- Student aid - \$4.1 million
  - \$0.1 million more than FY 2021
    - \$0.7 million or 19.3% more than FY 2020
- Insurance - \$0.9 million
  - \$0.2 million or 20.5% more than FY 2021
  - Reflects national trend of policy renewal increases



# CCRI Restricted Budget

## Year End Status of Self-Supporting Entities

<b>+ Surplus/ - Reserve Use</b>	<b>FY 2019</b>	<b>FY 2020</b>
Bookstore/Auxiliary	-	-

- The Community College has a single auxiliary account
  - Bookstore
  - Dining
  - Campus Service Fee

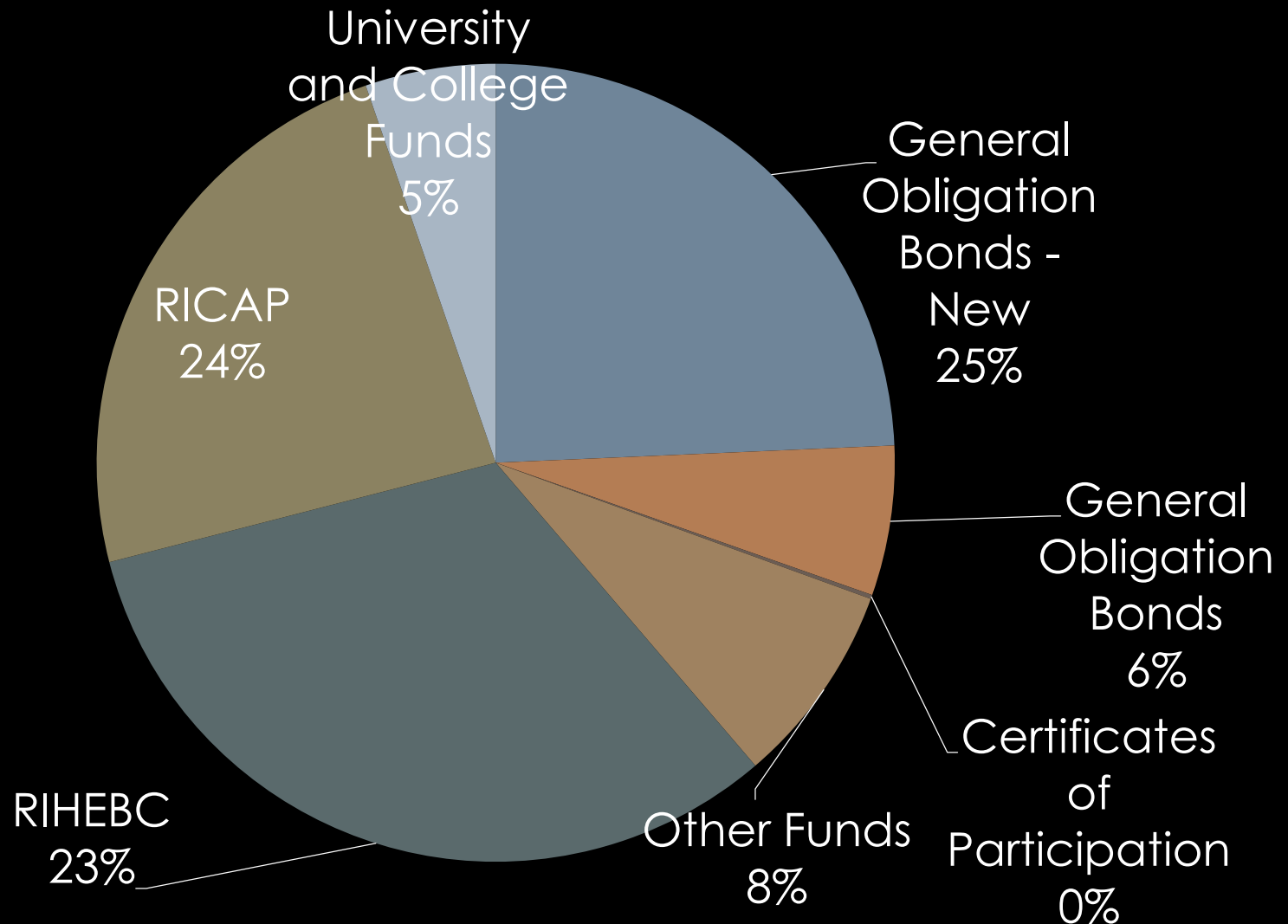
# FY 2022 - FY 2026

## Capital Budget

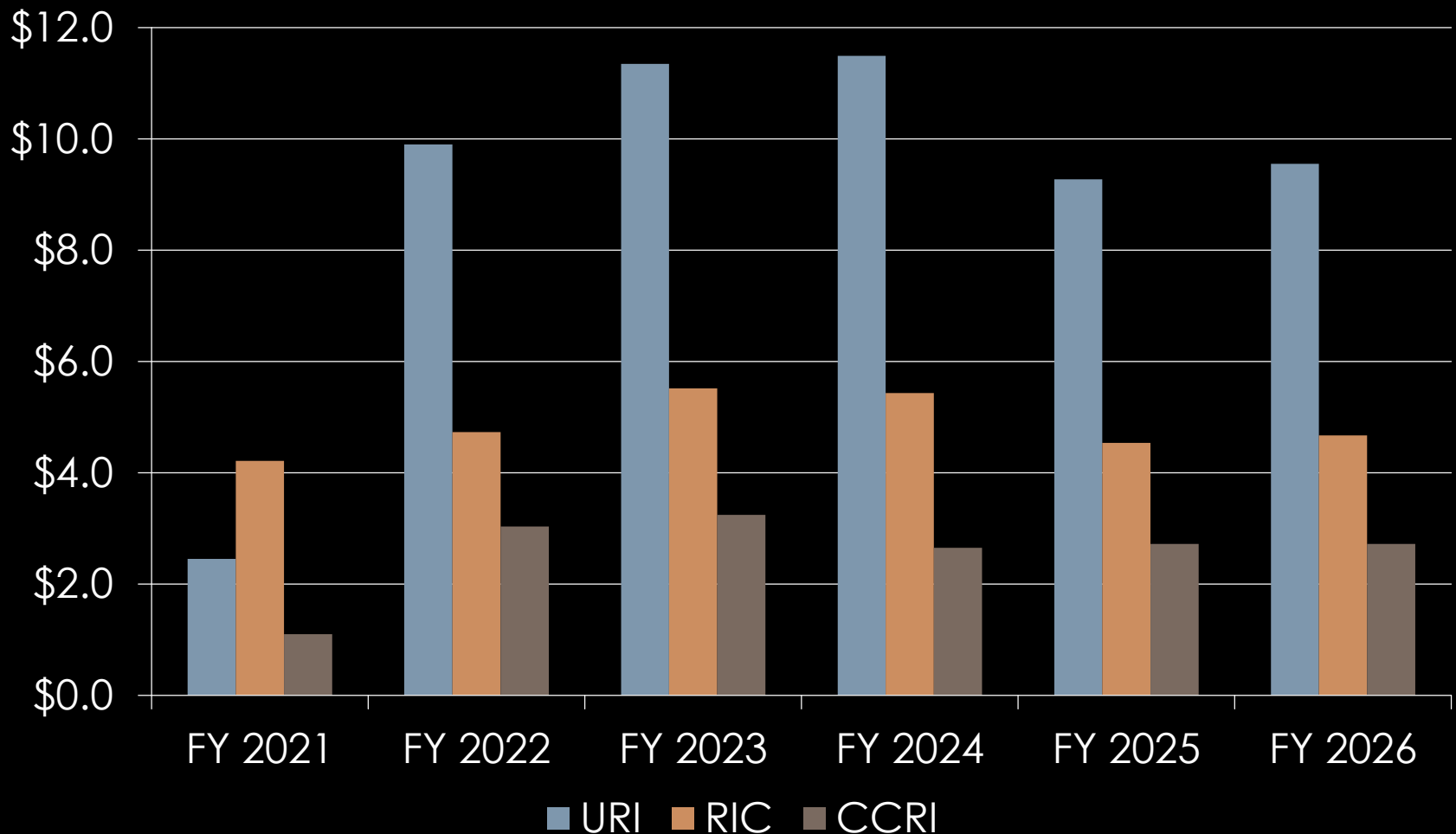
- \$556.6 million of new & ongoing projects in five-year period
  - \$1,108.6 million in total
- Plus dozens of asset protection projects at each institution
- Campuses contain majority of state's physical property

# FY 2022 - FY 2026

## Capital Budget



# Asset Protection by Fiscal Year



# FY 2022 - FY 2026

## Capital Budget

Excluding Asset Protection	OPC	URI	RIC	CCRI	Total
New Projects	-	4	-	-	4
Approved Projects	3	25	4	8	40
<b>Total Projects</b>	<b>3</b>	<b>29</b>	<b>4</b>	<b>8</b>	<b>44</b>
Cost	\$2.8	\$303.5	\$84.0	\$75.4	\$465.7

\$ in millions

# New Projects of Note

- 4 new projects for URI
  - Ballentine Hall Expansion - \$17.8 million from private funds
    - New student success center, business analytics and AI lab, student lounge for College of Business
  - Fire Safety– Academic & Admin Phase II
    - \$3.1 million from RICAP beginning in FY 2026
  - Storm Water Management
    - \$2.1 million from RICAP beginning in FY 2026
  - West Gym Basketball Practice Facility
    - \$7.9 million from private funds

# RICAP Projects

- URI has 2 new projects funded from RICAP in the out-year period
  - Fire Protection Academic Facilities Phase 2
    - \$3.1 million to begin project in FY 2026
    - Phase 1 was completed in FY 2019
  - Storm Water Management
    - \$2.1 million to begin project in FY 2026
    - Drainage improvements
- RIC has no new RICAP in out-year period

# New RICAP Projects

- CCRI has 5 projects with RICAP funding
  - Excluding asset protection

Project	RICAP Start	Total RICAP	Total All Sources
Lincoln Campus Infrastructure	FY 2022	\$12.5	\$13.6
Renovation & Modernization I	FY 2023	\$28.0	\$40.0
Data Cabling & Power Infrastructure	Already Begun	\$13.7	\$15.0
Knight Campus Renewal		\$20.1	\$21.4
Knight 2 <sup>nd</sup> Floor Science Labs		\$2.9	\$3.0

\$ in millions



# New GO Bonds

- Voters approved \$107.3 million in March 2021 special election for higher education projects

Question 1	Amount
URI Fine Arts Center	\$57.3
RIC Clarke Science Building	38.0
CCRI Renovation & Modernization	12.0
<b>Total</b>	<b>\$107.3</b>

\$ in millions

# Public Higher Education

FY 2022 Budget and Capital Budget  
Staff Presentation  
May 5, 2021